



The Air Force in Facts and Figures

Edited by **Tamar A. Mehuron**, Associate Editor

About the Almanac

On the following pages appears a variety of information and statistical material about the US Air Force—its people, organization, equipment, funding, activities, bases, and heroes. This “Almanac” section was compiled by the staff of *Air Force Magazine*. We especially acknowledge the help of the Secretary of the Air Force Of-

fice of Public Affairs in its role as liaison with Air Staff agencies in bringing up to date the comparable data from last year’s Almanac.

A word of caution: Personnel figures that appear in this section in different forms will not agree (nor will they always agree with figures in command, field operating agency, and

direct reporting unit reports or in the “Guide to USAF Installations Worldwide”) because of different cutoff dates, rounding, differing methods of reporting, or categories of personnel that are excluded in some cases. These figures do illustrate trends, however, and may be helpful in placing force fluctuations in perspective.

—THE EDITORS

The Nation’s Air Arm and Its Early Leaders

Designation

Aeronautical Division, US Signal Corps
Aug. 1, 1907 – July 18, 1914

Aviation Section, US Signal Corps
July 18, 1914 – May 20, 1918

Division of Military Aeronautics
May 20, 1918 – May 24, 1918

Air Service
May 24, 1918 – July 2, 1926

Air Corps
July 2, 1926 – Sept. 18, 1947^a

Army Air Forces
June 20, 1941 – Sept. 18, 1947

United States Air Force
Sept. 18, 1947

Commander (at highest rank)

Chief, Aeronautical Division
Capt. Charles deForest Chandler
Capt. Arthur S. Cowan

Chief, Aviation Section
Lt. Col. Samuel Reber
Lt. Col. George O. Squier
Lt. Col. John B. Bennet

Director of Military Aeronautics
Maj. Gen. William L. Kenly
(Kept same title three months into absorption by Air Service)

Director of Air Service
John D. Ryan
Maj. Gen. Charles T. Menoher

Chief of Air Service
Maj. Gen. Charles T. Menoher
Maj. Gen. Mason M. Patrick

Chief of Air Corps
Maj. Gen. Mason M. Patrick
Maj. Gen. James E. Fechet
Maj. Gen. Benjamin D. Foulois
Maj. Gen. Oscar Westover
Maj. Gen. Henry H. Arnold

Chief, Army Air Forces
Lt. Gen. Henry H. Arnold

Commanding General, AAF
Gen. of the Army Henry H. Arnold
Gen. Carl A. Spaatz

Chief of Staff, USAF
Gen. Carl A. Spaatz

Dates of Service

Aug. 1, 1907 – 1911
1911 – unknown

July 18, 1914 – May 5, 1916
May 20, 1916 – Feb. 19, 1917
Feb. 19, 1917 – May 20, 1918

May 20, 1918 – Aug. 1918

Aug. 28, 1918 – Nov. 27, 1918
Jan. 2, 1919 – June 4, 1920

June 4, 1920 – Oct. 4, 1921
Oct. 5, 1921 – July 2, 1926

July 2, 1926 – Dec. 13, 1927
Dec. 14, 1927 – Dec. 19, 1931
Dec. 20, 1931 – Dec. 21, 1935
Dec. 22, 1935 – Sept. 21, 1938
Sept. 29, 1938 – June 20, 1941

June 20, 1941 – Mar. 9, 1942

Mar. 9, 1942 – Feb. 9, 1946
Feb. 9, 1946 – Sept. 26, 1947

Sept. 26, 1947 – Apr. 29, 1948

^aFor USAF leaders since 1948, see “USAF Leaders Through the Years.” The title General of the Army for Henry H. Arnold was changed to General of the Air Force by an Act of Congress May 7, 1949. The position of Chief of Staff was established by a DoD-approved Army–Air Force Transfer Order issued September 28, 1947.

^bThe Air Corps became a subordinate element of the Army Air Forces June 20, 1941. Since the Air Corps had been established by statute in 1926, its disestablishment required an act of Congress, which did not take place until 1947. Between March 9, 1942, and September 18, 1947, the Air Corps continued to exist as a combatant arm of the Army, and personnel of the Army Air Forces were still assigned to the Air Corps.

How the Air Force Is Organized

There is considerable variation in how the major commands and subordinate units of the Air Force are organized. This overview describes the typical organization chain.

The **Department of Defense (DoD)** is a Cabinet agency headed by the Secretary of Defense. It was created in 1947 to consolidate preexisting military agencies—the War Department and the Navy Department. Subordinate to DoD are the three military departments (Army, Navy, and Air Force), each headed by a civilian secretary.

The **Joint Chiefs of Staff (JCS)** constitute the corporate military leadership of DoD. The chairman and vice chairman of the JCS serve full-time in their positions. The service chiefs are the military heads

of their respective services, although JCS responsibilities take precedence.

The **Department of the Air Force** is headed by the Secretary of the Air Force, who is supported by a staff called the Secretariat. The Chief of Staff, USAF, heads the Air Staff, and the military heads of the major commands report to the Chief of Staff.

Most units of the Air Force are assigned to one of the **major commands** (see p. 76). Major commands are headed by general officers and have broad functional or geographic responsibility. Commands may be divided into **numbered air forces**.

The fundamental unit of the working Air Force is the **wing**. The typical air force

base is built around a wing. Until recently, most wings were headed by colonels but now are usually under the command of a general officer. An objective wing typically contains an **operations group**, which includes aircrews, intelligence units, and others; a **logistics group**, which can include maintenance and supply squadrons; and a **support group**, which can include such functions as security police and civil engineers.

Most individual officers and airmen are assigned to a **squadron**, which may be composed of several flights.

In addition to these, there are numerous others, including centers, field operating agencies, and direct reporting units.

Air Force Personnel Strength

| Year | Strength | Year | Strength | Year | Strength |
|------|----------|------|-----------|------|----------------------|
| 1907 | 3 | 1937 | 19,147 | 1967 | 897,426 |
| 1908 | 13 | 1938 | 21,089 | 1968 | 904,759 |
| 1909 | 27 | 1939 | 23,455 | 1969 | 862,062 |
| 1910 | 11 | 1940 | 51,165 | 1970 | 791,078 |
| 1911 | 23 | 1941 | 152,125 | 1971 | 755,107 |
| 1912 | 51 | 1942 | 764,415 | 1972 | 725,635 |
| 1913 | 114 | 1943 | 2,197,114 | 1973 | 690,999 |
| 1914 | 122 | 1944 | 2,372,292 | 1974 | 643,795 |
| 1915 | 208 | 1945 | 2,282,259 | 1975 | 612,551 |
| 1916 | 311 | 1946 | 455,515 | 1976 | 585,207 |
| 1917 | 1,218 | 1947 | 305,827 | 1977 | 570,479 |
| 1918 | 195,023 | 1948 | 387,730 | 1978 | 569,491 |
| 1919 | 25,603 | 1949 | 419,347 | 1979 | 559,450 |
| 1920 | 9,050 | 1950 | 411,277 | 1980 | 557,969 |
| 1921 | 11,649 | 1951 | 788,381 | 1981 | 570,302 |
| 1922 | 9,642 | 1952 | 973,474 | 1982 | 582,845 |
| 1923 | 9,441 | 1953 | 977,593 | 1983 | 592,044 |
| 1924 | 10,547 | 1954 | 947,918 | 1984 | 597,125 |
| 1925 | 9,670 | 1955 | 959,946 | 1985 | 601,515 |
| 1926 | 9,674 | 1956 | 909,958 | 1986 | 608,199 |
| 1927 | 10,078 | 1957 | 919,835 | 1987 | 607,035 |
| 1928 | 10,549 | 1958 | 871,156 | 1988 | 576,446 |
| 1929 | 12,131 | 1959 | 840,028 | 1989 | 570,880 |
| 1930 | 13,531 | 1960 | 814,213 | 1990 | 535,233 |
| 1931 | 14,780 | 1961 | 820,490 | 1991 | 510,432 |
| 1932 | 15,028 | 1962 | 883,330 | 1992 | 470,315 |
| 1933 | 15,099 | 1963 | 868,644 | 1993 | 444,351 |
| 1934 | 15,861 | 1964 | 855,802 | 1994 | 426,327 |
| 1935 | 16,247 | 1965 | 823,633 | 1995 | 400,409 |
| 1936 | 17,233 | 1966 | 886,350 | 1996 | 388,200 ^a |

^aProgrammed

USAF Educational Levels

(As of September 30, 1995)

| Enlisted | | |
|---------------------------|----------------|---------------|
| Level | Number | Percent |
| Below high school | 32 | 0.01 |
| High school | 64,515 | 20.29 |
| Some college | | |
| (< 2 years) | 155,669 | 48.96 |
| AA/AS degree | 39,362 | 12.38 |
| 2-3 years college | 43,802 | 13.78 |
| Baccalaureate degree | 12,827 | 4.03 |
| Master's degree or higher | 1,731 | 0.54 |
| Total | 317,938 | 100.00 |

| Line Officers | | |
|-----------------------------------|---------------|---------------|
| Level | Number | Percent |
| Below | | |
| baccalaureate/unknown | 137 | 0.22 |
| Baccalaureate degree | 30,423 | 48.85 |
| Master's degree | 30,824 | 49.50 |
| Doctoral and professional degrees | 891 | 1.43 |
| Total | 62,275 | 100.00 |

Numbers are rounded and may not sum to totals.

ICBMs and Spacecraft in Service

| Type of system | FY '89 | FY '90 | FY '91 | FY '92 | FY '93 | FY '94 | FY '95 |
|---------------------------------|--------------|--------------|--------------|------------|------------|------------|------------|
| Minuteman II ICBM | 450 | 450 | 450 | 375 | 0 | 0 | 0 |
| Minuteman III ICBM | 500 | 500 | 500 | 500 | 500 | 500 | 530 |
| Peacekeeper ICBM | 50 | 50 | 50 | 50 | 50 | 50 | 50 |
| Total ICBMs | 1,000 | 1,000 | 1,000 | 925 | 550 | 550 | 580 |
| DMSP satellite | 2 | 2 | 2 | 2 | 2 | 2 | 3 |
| DSCS satellite | 5 | 5 | 5 | 5 | 5 | 5 | 5 |
| DSP satellite (data classified) | — | — | — | — | — | — | — |
| GPS satellite | 9 | 14 | 16 | 19 | 24 | 24 | 25 |
| Milstar | — | — | — | — | — | 1 | 2 |
| Total satellites | 16 | 21 | 23 | 26 | 31 | 32 | 35 |

DMSP: Defense Meteorological Satellite Program **DSCS:** Defense Satellite Communications System **DSP:** Defense Support Program **GPS:** Global Positioning System
Satellite data show the number of satellites that are mission capable.

Active-Duty Force Demographics

(As of September 30, 1995)

| Grade | Total | Blacks | Women | Other Minorities |
|--|----------------|---------------|---------------|------------------|
| Officers | | | | |
| General | 274 | 8 | 6 | 3 |
| Colonel | 4,158 | 91 | 204 | 89 |
| Lieutenant Colonel | 10,659 | 603 | 1,062 | 198 |
| Major | 15,516 | 1,112 | 2,333 | 371 |
| Captain | 32,817 | 1,784 | 5,414 | 1,267 |
| First Lieutenant | 7,551 | 456 | 1,516 | 447 |
| Second Lieutenant | 7,469 | 394 | 1,533 | 554 |
| Total | 78,444 | 4,448 | 12,068 | 2,929 |
| Enlisted | | | | |
| Chief Master Sergeant of the Air Force | 1 | | | |
| Chief Master Sergeant | 3,174 | 519 | 192 | 59 |
| Senior Master Sergeant | 6,307 | 1,169 | 582 | 173 |
| Master Sergeant | 32,997 | 6,501 | 3,510 | 1,227 |
| Technical Sergeant | 40,994 | 7,966 | 4,890 | 1,711 |
| Staff Sergeant | 77,002 | 15,131 | 10,087 | 4,038 |
| Sergeant/Senior Airman | 84,223 | 12,281 | 15,993 | 4,014 |
| Airman First Class | 43,461 | 5,971 | 9,628 | 2,685 |
| Airman | 18,603 | 2,729 | 4,090 | 1,397 |
| Airman Basic | 11,176 | 1,719 | 2,506 | 922 |
| Total | 317,938 | 53,986 | 51,478 | 16,226 |
| Total personnel | 396,382 | 58,434 | 63,546 | 19,155 |

Average ages of military personnel Officers 35, Enlisted 28

Active-Duty Force by Grade

(As of September 30, 1995)

| Grade | Number |
|--|----------------|
| Officers | |
| General | 10 |
| Lieutenant General | 34 |
| Major General | 90 |
| Brigadier General | 140 |
| Colonel | 4,158 |
| Lieutenant Colonel | 10,659 |
| Major | 15,516 |
| Captain | 32,817 |
| First Lieutenant | 7,551 |
| Second Lieutenant | 7,469 |
| Total | 78,444 |
| Enlisted | |
| Chief Master Sergeant of the Air Force | 1 |
| Chief Master Sergeant | 3,174 |
| Senior Master Sergeant | 6,307 |
| Master Sergeant | 32,997 |
| Technical Sergeant | 40,994 |
| Staff Sergeant | 77,002 |
| Sergeant/Senior Airman | 84,223 |
| Airman First Class | 43,461 |
| Airman | 18,603 |
| Airman Basic | 11,176 |
| Total | 317,938 |
| Total strength | 396,382 |

Armed Forces Manpower Trends

(End strength figures in thousands)

| | FY '90 | FY '91 | FY '92 | FY '93 | FY '94 | FY '95 | FY '96 ^a | FY '97 ^a |
|-----------------------------------|--------------|--------------|--------------|--------------|--------------|--------------|---------------------|---------------------|
| Active-duty military | | | | | | | | |
| Air Force | 535 | 510 | 470 | 444 | 426 | 400 | 388 | 381 |
| Army | 751 | 725 | 611 | 572 | 541 | 509 | 495 | 495 |
| Marine Corps | 197 | 195 | 185 | 178 | 174 | 175 | 174 | 174 |
| Navy | 582 | 571 | 542 | 510 | 469 | 435 | 425 | 407 |
| Total | 2,065 | 2,001 | 1,808 | 1,705 | 1,611 | 1,519 | 1,482 | 1,457 |
| Selected Guard and Reserve | | | | | | | | |
| Air Force Reserve | 81 | 84 | 82 | 81 | 80 | 78 | 74 | 73 |
| Air National Guard | 117 | 118 | 119 | 117 | 114 | 110 | 113 | 108 |
| Army National Guard | 437 | 441 | 426 | 410 | 397 | 375 | 373 | 367 |
| Army Reserve | 299 | 300 | 303 | 276 | 260 | 241 | 230 | 215 |
| Marine Corps Reserve | 45 | 44 | 42 | 42 | 41 | 41 | 42 | 42 |
| Naval Reserve | 149 | 150 | 142 | 132 | 108 | 101 | 99 | 96 |
| Total | 1,128 | 1,137 | 1,114 | 1,058 | 998 | 946 | 931 | 901 |
| Direct-hire civilian | | | | | | | | |
| Air Force ^b | 238 | 222 | 206 | 193 | 189 | 180 | 177 | 171 |
| Army ^b | 327 | 317 | 334 | 294 | 280 | 238 | 257 | 249 |
| Navy/Marine Corps | 331 | 319 | 309 | 285 | 269 | 245 | 241 | 231 |
| Defense agencies | 101 | 116 | 149 | 156 | 156 | 141 | 147 | 141 |
| Total^b | 997 | 974 | 998 | 928 | 894 | 804 | 822 | 792 |

Numbers are rounded and may not sum to totals.

^aProgrammed manpower as of FY 1997 Clinton Administration DoD budget

^bIncludes Army and Air National Guard technicians, who were converted from state to federal employees in FY 1969

USAF Personnel Strength by Commands, FOAs, and DRUs

(DoD figures as of September 30, 1995)

| | Military | Civilian | Total |
|---|----------------|---------------------|---------------------|
| Major commands | | | |
| Air Combat Command (ACC) | 106,993 | 13,419 | 120,412 |
| Air Education and Training Command (AETC) | 64,165 | 14,237 | 78,402 |
| Air Force Materiel Command (AFMC) | 35,938 | 75,414 | 111,352 |
| Air Force Space Command (AFSPC) | 23,224 | 4,970 | 28,194 |
| Air Force Special Operations Command (AFSOC) | 9,243 | 516 | 9,759 |
| Air Mobility Command (AMC) | 53,114 | 9,293 | 62,407 |
| Pacific Air Forces (PACAF) | 34,210 | 8,340 | 42,550 |
| United States Air Forces in Europe (USAFE) | 27,608 | 5,451 | 33,059 |
| Total major commands | 354,495 | 131,640 | 486,135 |
| Field operating agencies (FOAs) | | | |
| Air Force Audit Agency | 4 | 896 | 900 |
| Air Force Base Conversion Agency | 1 | 335 | 336 |
| Air Force Center for Environmental Excellence | 56 | 373 | 429 |
| Air Force Civil Engineer Support Agency | 121 | 139 | 260 |
| Air Force Civilian Personnel Management Center ^a | 1 | 1,108 | 1,109 |
| Air Force Command, Control, Communications, and Computer Agency | 294 | 300 | 594 |
| Air Force Cost Analysis Agency | 37 | 78 | 115 |
| Air Force Doctrine Center | 16 | 4 | 20 |
| Air Force Flight Standards Agency | 138 | 22 | 160 |
| Air Force Frequency Management Agency | 11 | 18 | 29 |
| Air Force Historical Research Agency | 10 | 52 | 62 |
| Air Force History Support Office | 4 | 29 | 33 |
| Air Force Inspection Agency | 140 | 25 | 165 |
| Air Force Legal Services Agency | 394 | 128 | 522 |
| Air Force Logistics Management Agency | 66 | 19 | 85 |
| Air Force Management Engineering Agency | 86 | 62 | 148 |
| Air Force Medical Operations Agency | 41 | 258 | 299 |
| Air Force Medical Support Agency | 52 | 45 | 97 |
| Air Force Military Personnel Center ^a | 961 | 460 | 1,421 |
| Air Force News Agency | 356 | 129 | 485 |
| Air Force Office of Special Investigations | 1,503 | 441 | 1,944 |
| Air Force Operations Group | 223 | 13 | 236 |
| Air Force Pentagon Communications Agency | 647 | 289 | 936 |
| Air Force Personnel Operations Agency | 35 | 28 | 63 |
| Air Force Program Executive Office | 38 | 14 | 52 |
| Air Force Real Estate Agency | 0 | 13 | 13 |
| Air Force Reserve | 340 | 14,884 ^b | 15,224 ^b |
| Air Force Review Boards Agency | 10 | 34 | 44 |
| Air Force Safety Agency ^c | 73 | 63 | 136 |
| Air Force Security Police Agency | 143 | 16 | 159 |
| Air Force Services Agency | 66 | 204 | 270 |
| Air Force Studies and Analyses Agency | 62 | 22 | 84 |
| Air Force Technical Applications Center | 1,044 | 0 | 1,044 |
| Air Intelligence Agency | 11,168 | 2,074 | 13,242 |
| Air National Guard Readiness Center | 35 | 496 | 531 |
| Air Reserve Personnel Center | 120 | 492 | 612 |
| Air Weather Service | 811 | 227 | 1,038 |
| Joint Services Survival, Evasion, Resistance, and Escape Agency | 32 | 52 | 84 |
| Total FOAs | 19,139 | 23,842 | 42,981 |
| Direct reporting units (DRUs) | | | |
| Air Force Operational Test and Evaluation Center | 607 | 199 | 806 |
| United States Air Force Academy (excluding 4,007 cadets) | 2,566 | 1,809 | 4,375 |
| 11th Wing | 1,526 | 1,026 | 2,552 |
| Total DRUs | 4,699 | 3,034 | 7,733 |
| Total major commands, FOAs, DRUs | 378,333 | 158,516 | 536,849 |

^aAir Force Civilian Personnel Management Center and Air Force Military Personnel Center merged in October 1995 to form the Air Force Personnel Center

^bIncludes Air Reserve technicians

^cNow Air Force Safety Center

Air Force Installations

| | FY '92 | FY '93 | FY '94 | FY '95 | FY '96 | FY '97 |
|---------------------------------------|--------|--------|--------|--------|--------|--------|
| Major installations | | | | | | |
| US and possessions ^a | 101 | 99 | 85 | 79 | 77 | 75 |
| Foreign | 23 | 22 | 17 | 15 | 13 | 13 |
| Worldwide | 124 | 121 | 102 | 94 | 90 | 88 |
| Minor installations | | | | | | |
| US and possessions ^a | 105 | 105 | 110 | 113 | 84 | 85 |
| Foreign | 17 | 14 | 12 | 7 | 4 | 4 |
| Worldwide | 122 | 119 | 122 | 120 | 88 | 89 |

^aIncludes Air Force Reserve and Air National Guard

Specialties in the Enlisted Force

(As of September 30, 1995)

| Code | Career Field | Assigned |
|------|---|----------|
| 1A | Aircrew Operations | 6,755 |
| 1C | Command Control Systems Operations | 12,157 |
| 1N | Intelligence | 10,585 |
| 1S | Safety | 357 |
| 1T | Aircrew Protection | 2,688 |
| 1W | Weather | 2,767 |
| 2A | Manned Aerospace Maintenance | 69,031 |
| 2B | Marine | 28 |
| 2E | Communications-Electronics Systems | 19,044 |
| 2F | Fuels | 4,086 |
| 2G | Logistics Plans | 686 |
| 2M | Missile & Space Systems Maintenance | 2,881 |
| 2P | Precision Measurement | 1,624 |
| 2R | Maintenance Management Systems | 1,987 |
| 2S | Supply | 14,996 |
| 2T | Transportation & Vehicle Maintenance | 14,044 |
| 2W | Munitions & Weapons | 16,080 |
| 3A | Information Management | 13,146 |
| 3C | Communications-Computer Systems | 16,116 |
| 3E | Civil Engineering | 19,593 |
| 3H | Historian | 104 |
| 3M | Morale, Welfare, Recreation, & Services | 5,568 |
| 3N | Public Affairs | 1,531 |
| 3P | Security Police | 24,385 |
| 3R | Printing Management | 292 |
| 3S | Mission Support | 10,041 |
| 3U | Manpower | 510 |
| 3V | Visual Information | 1,756 |
| 4X | Medical | 24,388 |
| 4Y | Dental | 3,098 |
| 5J | Paralegal | 922 |
| 5R | Chapel Service Support | 488 |
| 6C | Contracting | 1,249 |
| 6F | Financial | 3,891 |
| 7S | Special Investigation | 780 |
| 8 | Special Duty Identifiers | 6,061 |
| 9 | Reporting Identifiers | 4,213 |

Specialties in the Officer Force

(As of September 30, 1995)

| Code | Utilization Field Title | Assigned |
|------|---|----------|
| X0 | Commander & Director | 1,075 |
| 11 | Pilot | 14,773 |
| 12 | Navigator | 5,236 |
| 13 | Space, Missile, Command & Control | 6,976 |
| 14 | Intelligence | 2,906 |
| 15 | Weather | 884 |
| 16 | Operations Support | 707 |
| 21 | Aircraft Maintenance & Munitions | 2,576 |
| 22 | Space & Missile Maintenance | 248 |
| 23 | Supply | 758 |
| 24 | Transportation | 754 |
| 25 | Logistics Plans & Programs | 715 |
| 31 | Security Police | 877 |
| 32 | Civil Engineering | 1,865 |
| 33 | Communications-Computer Systems | 4,686 |
| 34 | Morale, Welfare, Recreation, & Services | 389 |
| 35 | Public Affairs | 399 |
| 36 | Personnel | 1,408 |
| 37 | Information Management | 1,722 |
| 38 | Manpower | 317 |
| 4X | Medical | 13,952 |
| 51 | Law | 1,278 |
| 52 | Chaplain | 651 |
| 61 | Scientific/Research | 1,252 |
| 62 | Developmental Engineering | 4,392 |
| 63 | Acquisition | 2,575 |
| 64 | Contracting | 1,063 |
| 65 | Financial | 1,110 |
| 71 | Special Investigations | 394 |
| 8X | Special Duty Identifiers | 1,944 |
| 9X | Reporting Identifiers | 549 |

Budget Terms Explained

Funding levels can be expressed in several ways. **Budget authority** is the value of new obligations that the government is authorized to incur. These include some obligations to be met in later years. Figures can also be expressed in **outlays** (actual expenditures, some of which are covered by amounts that were authorized in previous years).

Another difference concerns the value of money. When funding is in **current**, or **then-year**, dollars, no adjustment for inflation has taken place. This is the actual amount of dollars that has been or is to be spent, budgeted, or forecast. When funding is expressed in **constant dollars**, or **real dollars**, the effect of inflation has been factored out to make direct comparisons between budget years possible. A specific year, often the present one, is chosen as a baseline for constant dollars.

Normally, Congress first authorizes payment, then appropriates it. **Authorization** is an act of Congress that establishes or continues a federal program or agency and sets forth guidelines to which it must adhere. **Appropriation** is an act of Congress that enables federal agencies to spend money for specific purposes.

Defense Department Budget Top Line and Service Shares

(\$ billions)

| | FY '96 | FY '97 | FY '98 | FY '99 | FY '00 | FY '01 | FY '02 |
|---|--------|--------------|--------------|--------------|--------------|--------------|--------|
| Budget authority | | | | | | | |
| (current \$) | 251.8 | 242.6 | 248.1 | 254.3 | 261.7 | 269.6 | 276.6 |
| Budget authority | | | | | | | |
| (constant FY 1997 \$) | 258.2 | 242.6 | 242.1 | 242.2 | 243.4 | 244.9 | 245.3 |
| Outlays | | | | | | | |
| (current \$) | 254.3 | 247.5 | 243.9 | 246.5 | 253.9 | 256.6 | 264.9 |
| Outlays | | | | | | | |
| (constant FY 1997 \$) | 260.7 | 247.5 | 238.0 | 234.7 | 236.1 | 232.9 | 234.9 |
| | | FY '93 | FY '94 | FY '95 | FY '96 | FY '97 | |
| Service Shares (budget authority, current \$ billions) | | | | | | | |
| Air Force | | 78.5 | 74.6 | 74.4 | 73.9 | 72.0 | |
| Army | | 63.6 | 62.5 | 62.7 | 61.7 | 59.8 | |
| Navy | | 82.6 | 78.1 | 78.2 | 75.8 | 74.0 | |
| Defense agencies, DoD-wide | | 34.2 | 36.3 | 37.3 | 40.4 | 36.9 | |
| Total | | 258.9 | 251.4 | 252.6 | 251.8 | 242.6 | |
| Percentages (budget authority) | | | | | | | |
| Air Force | | 30.3 | 29.6 | 29.5 | 29.3 | 29.7 | |
| Army | | 24.6 | 24.9 | 24.8 | 24.5 | 24.6 | |
| Navy | | 31.9 | 31.1 | 30.9 | 30.1 | 30.5 | |
| Defense agencies, DoD-wide | | 13.2 | 14.4 | 14.8 | 16.0 | 15.2 | |

Fiscal 1997 figures are those contained in the Clinton Administration's budget request. Numbers have been rounded.

Air Force Budget—A Ten-Year Perspective

(Budget authority in \$ millions)

| | FY '87 | FY '88 | FY '89 | FY '90 | FY '91 | FY '92 | FY '93 | FY '94 | FY '95 | FY '96 |
|--------------------------------|----------------|----------------|----------------|----------------|----------------|---------------|---------------|---------------|---------------|---------------|
| Current dollars | | | | | | | | | | |
| Military personnel | \$21,054 | \$21,613 | \$21,851 | \$21,777 | \$22,755 | \$21,381 | \$20,141 | \$18,168 | \$19,602 | \$19,279 |
| Operations and maintenance | 21,682 | 23,040 | 24,973 | 25,160 | 29,061 | 22,816 | 22,179 | 24,525 | 24,561 | 22,990 |
| Procurement | 31,959 | 26,701 | 30,981 | 30,276 | 24,041 | 23,249 | 21,803 | 17,716 | 16,529 | 15,578 |
| RDT&E | 14,903 | 14,617 | 14,696 | 13,507 | 12,207 | 12,867 | 12,979 | 12,021 | 11,787 | 12,425 |
| Military construction | 1,426 | 1,414 | 1,445 | 1,453 | 1,117 | 1,200 | 1,053 | 1,554 | 816 | 780 |
| Family housing | 798 | 828 | 921 | 870 | 888 | 1,112 | 1,212 | 923 | 1,106 | 1,147 |
| Rev. and mgmt. funds | 202 | 452 | 187 | 121 | 1,672 | n/a | n/a | n/a | n/a | n/a |
| Trust and receipts | -399 | -340 | -369 | -274 | -485 | -286 | -221 | -332 | -470 | -317 |
| Total | 91,624 | 88,324 | 94,685 | 92,890 | 91,257 | 82,340 | 79,146 | 74,575 | 73,932 | 71,881 |
| Constant FY '97 dollars | | | | | | | | | | |
| Military personnel | 28,510 | 28,160 | 27,568 | 27,042 | 27,045 | 24,662 | 22,268 | 19,599 | 20,645 | 19,837 |
| Operations and maintenance | 28,778 | 30,054 | 31,175 | 30,603 | 31,825 | 25,648 | 24,252 | 26,050 | 25,811 | 23,576 |
| Procurement | 41,568 | 33,498 | 37,417 | 35,384 | 27,325 | 25,818 | 23,716 | 18,884 | 17,261 | 15,924 |
| RDT&E | 19,774 | 18,652 | 18,011 | 15,931 | 13,889 | 14,291 | 14,103 | 12,804 | 12,312 | 12,705 |
| Military construction | 1,852 | 1,767 | 1,741 | 1,693 | 1,268 | 1,333 | 1,147 | 1,658 | 852 | 797 |
| Family housing | 1,046 | 1,055 | 1,128 | 1,028 | 1,005 | 1,234 | 1,315 | 981 | 1,155 | 1,172 |
| Rev. and mgmt. funds | 269 | 585 | 232 | 144 | 1,911 | n/a | n/a | n/a | n/a | n/a |
| Trust and receipts | -532 | -440 | -458 | -327 | -555 | -318 | -240 | -353 | -490 | -324 |
| Total | 121,263 | 113,332 | 116,813 | 111,499 | 103,712 | 92,667 | 86,560 | 79,622 | 77,547 | 73,688 |
| Percentage real growth | | | | | | | | | | |
| Military personnel | 6.3 | -1.2 | -2.1 | -1.9 | 0.0 | -8.8 | -9.7 | -12.0 | 5.3 | -3.9 |
| Operations and maintenance | -0.2 | 4.4 | 3.7 | -1.8 | 4.0 | -19.4 | -5.5 | 7.4 | -0.9 | -8.7 |
| Procurement | -19.1 | -19.4 | 11.7 | -5.4 | -22.8 | -5.5 | -8.2 | -20.4 | -8.6 | -7.8 |
| RDT&E | 10.1 | -5.7 | -3.4 | -11.6 | -12.8 | 2.9 | -1.3 | -9.2 | -3.9 | 3.2 |
| Military construction | -21.7 | -4.6 | -1.5 | -2.7 | -25.1 | 5.1 | -14.0 | 44.6 | -48.6 | -6.5 |
| Family housing | -1.9 | 0.9 | 6.9 | -8.9 | -2.3 | 22.8 | 6.6 | -25.5 | 17.8 | 1.5 |
| Total | -6.1 | -6.6 | 3.1 | -4.6 | -7.0 | -10.7 | -6.6 | -8.0 | -2.6 | -5.0 |

Totals may not sum due to rounding.

Allowances for Quarters and Subsistence

| Pay Grade | Single Full Rate | Partial Rate | Married Full Rate | Officers | Cash/In-Kind |
|-----------|------------------|--------------|-------------------|--|------------------------------|
| O-10 | \$788.40 | \$50.70 | \$970.50 | | \$149.67/month |
| O-9 | 788.40 | 50.70 | 970.50 | Enlisted Members | E-1 All Other |
| O-8 | 788.40 | 50.70 | 970.50 | When on leave or authorized | <4 Months Enlisted |
| O-7 | 788.40 | 50.70 | 970.50 | to mess separately | \$6.59/day \$7.15/day |
| O-6 | 723.30 | 39.60 | 873.90 | When rations in-kind | |
| O-5 | 696.60 | 33.00 | 842.40 | are not available | \$7.43/day \$8.06/day |
| O-4 | 645.60 | 26.70 | 742.50 | When assigned to duty under | |
| O-3 | 517.50 | 22.20 | 614.40 | emergency conditions where | |
| O-2 | 410.40 | 17.70 | 524.70 | no US mess facilities are | |
| O-1 | 345.60 | 13.20 | 468.90 | available | \$9.86/day ... \$10.67/day |
| O-3E | 558.60 | 22.20 | 660.30 | Uniformed service members without dependents are due payment of these full rates of basic allowance for quarters. Partial rate payments are due uniformed service members without dependents who do not qualify for the full rate. Service Academy cadet pay is \$558.04 monthly, effective January 1, 1996. | |
| O-2E | 474.90 | 17.70 | 595.80 | | |
| O-1E | 408.30 | 13.20 | 550.50 | | |
| E-9 | 478.50 | 18.60 | 630.60 | | |
| E-8 | 439.20 | 15.30 | 581.40 | | |
| E-7 | 375.00 | 12.00 | 539.70 | | |
| E-6 | 339.60 | 9.90 | 498.90 | | |
| E-5 | 313.20 | 8.70 | 448.50 | | |
| E-4 | 272.40 | 8.10 | 390.00 | | |
| E-3 | 267.30 | 7.80 | 363.00 | | |
| E-2 | 217.20 | 7.20 | 345.60 | | |
| E-1 | 193.50 | 6.90 | 345.60 | | |

Annual Pay for Federal Civilians

(Effective January 1, 1996)

General Schedule

| Grade | Step 1 | Step 2 | Step 3 | Step 4 | Step 5 | Step 6 | Step 7 | Step 8 | Step 9 | Step 10 |
|-------|----------|----------|----------|----------|----------|----------|----------|----------|----------|----------|
| GS-1 | \$12,384 | \$12,797 | \$13,208 | \$13,619 | \$14,032 | \$14,274 | \$14,679 | \$15,089 | \$15,107 | \$15,489 |
| GS-2 | 13,923 | 14,255 | 14,717 | 15,107 | 15,274 | 15,723 | 16,172 | 16,621 | 17,070 | 17,519 |
| GS-3 | 15,193 | 15,699 | 16,205 | 16,711 | 17,217 | 17,723 | 18,229 | 18,735 | 19,241 | 19,747 |
| GS-4 | 17,055 | 17,624 | 18,193 | 18,762 | 19,331 | 19,900 | 20,469 | 21,038 | 21,607 | 22,176 |
| GS-5 | 19,081 | 19,717 | 20,353 | 20,989 | 21,625 | 22,261 | 22,897 | 23,533 | 24,169 | 24,805 |
| GS-6 | 21,269 | 21,978 | 22,687 | 23,396 | 24,105 | 24,814 | 25,523 | 26,232 | 26,941 | 27,650 |
| GS-7 | 23,634 | 24,422 | 25,210 | 25,998 | 26,786 | 27,574 | 28,362 | 29,150 | 29,938 | 30,726 |
| GS-8 | 26,175 | 27,048 | 27,921 | 28,794 | 29,667 | 30,540 | 31,413 | 32,286 | 33,159 | 34,032 |
| GS-9 | 28,912 | 29,876 | 30,840 | 31,804 | 32,768 | 33,732 | 34,696 | 35,660 | 36,624 | 37,588 |
| GS-10 | 31,839 | 32,900 | 33,961 | 35,022 | 36,083 | 37,144 | 38,205 | 39,266 | 40,327 | 41,388 |
| GS-11 | 34,981 | 36,147 | 37,313 | 38,479 | 39,645 | 40,811 | 41,977 | 43,143 | 44,309 | 45,475 |
| GS-12 | 41,926 | 43,324 | 44,722 | 46,120 | 47,518 | 48,916 | 50,314 | 51,712 | 53,110 | 54,508 |
| GS-13 | 49,856 | 51,518 | 53,180 | 54,842 | 56,504 | 58,166 | 59,828 | 61,490 | 63,152 | 64,814 |
| GS-14 | 58,915 | 60,879 | 62,843 | 64,807 | 66,771 | 68,735 | 70,699 | 72,663 | 74,627 | 76,591 |
| GS-15 | 69,300 | 71,610 | 73,920 | 76,230 | 78,540 | 80,850 | 83,160 | 85,470 | 87,780 | 90,090 |

Executive Schedule

| | | | | | |
|-------------|-------------|-------------|-------------|-------------|-------------|
| ES-1 | ES-2 | ES-3 | ES-4 | ES-5 | ES-6 |
| \$94,800 | \$99,300 | \$103,800 | \$109,400 | \$114,000 | \$115,700 |

NOTE: Since January 1994, locality-based comparability payments are applied to General Schedule (GS) and Executive Schedule (ES) positions in the continental United States. In other words, pay is higher in areas of the US where nonfederal salaries are higher. Because there are twenty-seven locality pay areas recognized by the Office of Personnel Management, there are in effect twenty-seven different GS and ES pay schedules based on the schedule above. Locality pay adjustments do not apply to employees already receiving special salary rates that exceed the locality rate nor to overseas employees.

Hazardous Duty Pay

| Pay Grade | Monthly Rate |
|-----------|--------------|
| O-10 | \$110 |
| O-9 | 110 |
| O-8 | 110 |
| O-7 | 110 |
| O-6 | 250 |
| O-5 | 250 |
| O-4 | 225 |
| O-3 | 175 |
| O-2 | 150 |
| O-1 | 125 |
| E-9 | 200 |
| E-8 | 200 |
| E-7 | 200 |
| E-6 | 175 |
| E-5 | 150 |
| E-4 | 125 |
| E-3 | 110 |
| E-2 | 110 |
| E-1 | 110 |

Aviation Career Incentive Pay

| Phase I | | Phase II | |
|--------------|---|--------------|--------------------------------|
| Monthly Rate | Years of Aviation Service as an Officer | Monthly Rate | Years of Service as an Officer |
| \$125 | 2 or fewer | \$585 | more than 18 |
| 156 | more than 2 | 495 | more than 20 |
| 188 | more than 3 | 385 | more than 22 |
| 206 | more than 4 | 250 | more than 25 |
| 650 | more than 6 | | |

Provided to qualified rated officers and flight surgeons.

Officers in pay grade O-7 are paid \$200 per month. Officers in pay grade O-8 or above are paid \$206 per month.

Continuous pay ends following the twenty-fifth year of service. Grades O-6 and below with more than twenty-five years of service may receive \$250 per month for continued operational flying.

Monthly Military Basic Rates of Pay

(Effective January 1, 1996)

Years of Service

| Pay Grade | < 2 | 2 | 3 | 4 | 6 | 8 | 10 | 12 | 14 | 16 | 18 | 20 | 22 | 24 | 26 |
|--|---------|---------|---------|---------|---------|---------|---------|---------|---------|---------|---------|----------------------|----------------------|----------------------|----------------------|
| Commissioned Officers^a | | | | | | | | | | | | | | | |
| O-10 | \$7,146 | \$7,397 | \$7,397 | \$7,397 | \$7,397 | \$7,681 | \$7,681 | \$8,107 | \$8,107 | \$8,687 | \$8,687 | \$9,268 ^b | \$9,268 ^b | \$9,268 ^b | \$9,845 ^b |
| O-9 | 6,333 | 6,499 | 6,638 | 6,638 | 6,638 | 6,806 | 6,806 | 7,089 | 7,089 | 7,681 | 7,681 | 8,107 | 8,107 | 8,107 | 8,687 |
| O-8 | 5,736 | 5,908 | 6,048 | 6,048 | 6,048 | 6,499 | 6,499 | 6,806 | 6,806 | 7,089 | 7,397 | 7,681 | 7,871 | 7,871 | 7,871 |
| O-7 | 4,766 | 5,090 | 5,090 | 5,090 | 5,319 | 5,319 | 5,627 | 5,627 | 5,908 | 6,499 | 6,946 | 6,946 | 6,946 | 6,946 | 6,946 |
| O-6 | 3,533 | 3,881 | 4,136 | 4,136 | 4,136 | 4,136 | 4,136 | 4,136 | 4,276 | 4,952 | 5,205 | 5,319 | 5,627 | 5,817 | 6,103 |
| O-5 | 2,825 | 3,317 | 3,547 | 3,547 | 3,547 | 3,547 | 3,654 | 3,851 | 4,109 | 4,417 | 4,670 | 4,811 | 4,979 | 4,979 | 4,979 |
| O-4 | 2,381 | 2,900 | 3,094 | 3,094 | 3,151 | 3,290 | 3,515 | 3,712 | 3,881 | 4,052 | 4,163 | 4,163 | 4,163 | 4,163 | 4,163 |
| O-3 ^c | 2,213 | 2,474 | 2,645 | 2,927 | 3,067 | 3,177 | 3,349 | 3,515 | 3,601 | 3,601 | 3,601 | 3,601 | 3,601 | 3,601 | 3,601 |
| O-2 ^c | 1,930 | 2,108 | 2,532 | 2,617 | 2,672 | 2,672 | 2,672 | 2,672 | 2,672 | 2,672 | 2,672 | 2,672 | 2,672 | 2,672 | 2,672 |
| O-1 ^c | 1,676 | 1,744 | 2,108 | 2,108 | 2,108 | 2,108 | 2,108 | 2,108 | 2,108 | 2,108 | 2,108 | 2,108 | 2,108 | 2,108 | 2,108 |

Commissioned Officers With More Than Four Years of Active-Duty Enlisted Service

| | | | | | | | | | | | | | | | |
|------|---|---|---|-------|-------|-------|-------|-------|-------|-------|-------|-------|-------|-------|-------|
| O-3E | — | — | — | 2,927 | 3,067 | 3,177 | 3,349 | 3,515 | 3,654 | 3,654 | 3,654 | 3,654 | 3,654 | 3,654 | 3,654 |
| O-2E | — | — | — | 2,617 | 2,672 | 2,756 | 2,900 | 3,011 | 3,094 | 3,094 | 3,094 | 3,094 | 3,094 | 3,094 | 3,094 |
| O-1E | — | — | — | 2,108 | 2,252 | 2,335 | 2,419 | 2,503 | 2,617 | 2,617 | 2,617 | 2,617 | 2,617 | 2,617 | 2,617 |

Enlisted Members

| | | | | | | | | | | | | | | | |
|------------------|-------|-------|-------|-------|-------|-------|-------|-------|-------|-------|-------|-------|-------|-------|-------|
| E-9 | — | — | — | — | — | — | 2,623 | 2,682 | 2,743 | 2,806 | 2,869 | 2,924 | 3,077 | 3,197 | 3,377 |
| E-8 | — | — | — | — | — | 2,200 | 2,263 | 2,322 | 2,383 | 2,446 | 2,501 | 2,563 | 2,714 | 2,834 | 3,016 |
| E-7 | 1,536 | 1,658 | 1,719 | 1,780 | 1,840 | 1,899 | 1,960 | 2,021 | 2,112 | 2,172 | 2,232 | 2,261 | 2,413 | 2,533 | 2,714 |
| E-6 | 1,321 | 1,440 | 1,500 | 1,564 | 1,623 | 1,681 | 1,743 | 1,832 | 1,890 | 1,951 | 1,981 | 1,981 | 1,981 | 1,981 | 1,981 |
| E-5 | 1,160 | 1,262 | 1,323 | 1,381 | 1,472 | 1,532 | 1,592 | 1,651 | 1,681 | 1,681 | 1,681 | 1,681 | 1,681 | 1,681 | 1,681 |
| E-4 | 1,081 | 1,142 | 1,209 | 1,303 | 1,354 | 1,354 | 1,354 | 1,354 | 1,354 | 1,354 | 1,354 | 1,354 | 1,354 | 1,354 | 1,354 |
| E-3 | 1,019 | 1,075 | 1,118 | 1,162 | 1,162 | 1,162 | 1,162 | 1,162 | 1,162 | 1,162 | 1,162 | 1,162 | 1,162 | 1,162 | 1,162 |
| E-2 | 981 | 981 | 981 | 981 | 981 | 981 | 981 | 981 | 981 | 981 | 981 | 981 | 981 | 981 | 981 |
| E-1 ^d | 875 | 875 | 875 | 875 | 875 | 875 | 875 | 875 | 875 | 875 | 875 | 875 | 875 | 875 | 875 |

Amounts have been rounded to the nearest dollar. Basic pay while serving as Chairman of the Joint Chiefs of Staff is \$10,340.10; as Chief of Staff of the Air Force, \$9,016.80, regardless of cumulative years of service. Basic pay while serving as Chief Master Sergeant of the Air Force is \$4,008.60, regardless of cumulative years of service.

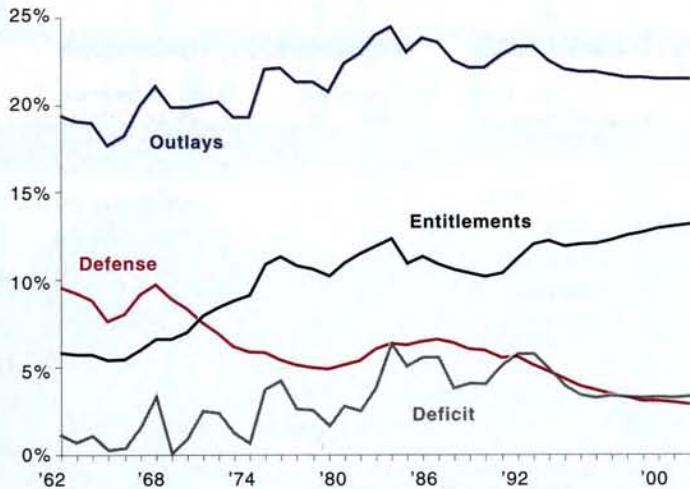
^aBasic pay is limited to \$9,016.80, regardless of cumulative years of service.

^bAmount used for benefits calculation only; actual basic pay rate does not exceed legal cap of \$9,016.80.

^cDoes not apply to commissioned officers who have been credited with more than four years' active service as enlisted members.

^dBasic pay for E-1s with less than four months of service is \$809.10.

Federal Budget Categories as Percentages of GDP



| Year | Outlays | Deficit | Entitlements | Defense |
|------|---------|---------|--------------|---------|
| 1962 | 19.3 | 1.1 | 5.8 | 9.5 |
| 1963 | 19.0 | 0.7 | 5.7 | 9.2 |
| 1964 | 18.9 | 1.0 | 5.7 | 8.8 |
| 1965 | 17.6 | 0.2 | 5.4 | 7.6 |
| 1966 | 18.2 | 0.4 | 5.4 | 8.0 |
| 1967 | 19.9 | 1.6 | 6.0 | 9.1 |
| 1968 | 21.0 | 3.3 | 6.6 | 9.7 |
| 1969 | 19.8 | 0.1 | 6.6 | 8.9 |
| 1970 | 19.8 | 0.9 | 7.0 | 8.3 |
| 1971 | 20.0 | 2.5 | 7.9 | 7.5 |
| 1972 | 20.1 | 2.3 | 8.4 | 6.9 |
| 1973 | 19.2 | 1.2 | 8.8 | 6.1 |
| 1974 | 19.2 | 0.6 | 9.1 | 5.8 |
| 1975 | 22.0 | 3.7 | 10.9 | 5.8 |
| 1976 | 22.1 | 4.2 | 11.3 | 5.3 |
| 1977 | 21.3 | 2.6 | 10.8 | 5.1 |
| 1978 | 21.3 | 2.5 | 10.6 | 4.9 |
| 1979 | 20.7 | 1.6 | 10.2 | 4.8 |
| 1980 | 22.3 | 2.7 | 11.0 | 5.1 |
| 1981 | 22.9 | 2.5 | 11.5 | 5.3 |
| 1982 | 23.9 | 3.8 | 11.9 | 6.0 |
| 1983 | 24.4 | 6.3 | 12.4 | 6.3 |
| 1984 | 23.0 | 5.0 | 11.0 | 6.2 |
| 1985 | 23.8 | 5.6 | 11.3 | 6.4 |
| 1986 | 23.5 | 5.6 | 10.9 | 6.5 |
| 1987 | 22.5 | 3.8 | 10.6 | 6.3 |
| 1988 | 22.1 | 4.0 | 10.3 | 6.0 |
| 1989 | 22.1 | 4.0 | 10.2 | 5.9 |
| 1990 | 22.8 | 5.1 | 10.3 | 5.5 |
| 1991 | 23.3 | 5.7 | 11.2 | 5.6 |
| 1992 | 23.3 | 5.7 | 12.0 | 5.1 |
| 1993 | 22.5 | 4.8 | 12.2 | 4.7 |
| 1994 | 22.0 | 3.9 | 11.9 | 4.3 |
| 1995 | 21.8 | 3.4 | 12.0 | 3.9 |
| 1996 | 21.8 | 3.2 | 12.0 | 3.6 |
| 1997 | 21.7 | 3.3 | 12.3 | 3.4 |
| 1998 | 21.5 | 3.2 | 12.5 | 3.2 |
| 1999 | 21.5 | 3.2 | 12.7 | 3.0 |
| 2000 | 21.4 | 3.3 | 12.9 | 3.0 |
| 2001 | 21.4 | 3.2 | 13.0 | 2.9 |
| 2002 | 21.4 | 3.3 | 13.2 | 2.8 |

Explanatory Note

Data for 1962–95 are historical. Data for 1996–2002 are projections. These four tables are based on two documents:

- "Economic and Budget Outlook; December 1995 Update," published by the Congressional Budget Office, December 1995.
- "Budget of the United States Government, Fiscal Year 1997," published by the Office of Management and Budget, March 1996.

OMB was the source for 1996–2002 national defense outlay projections. All other figures were supplied by CBO. (Constant-dollar figures are derived from CBO data.)

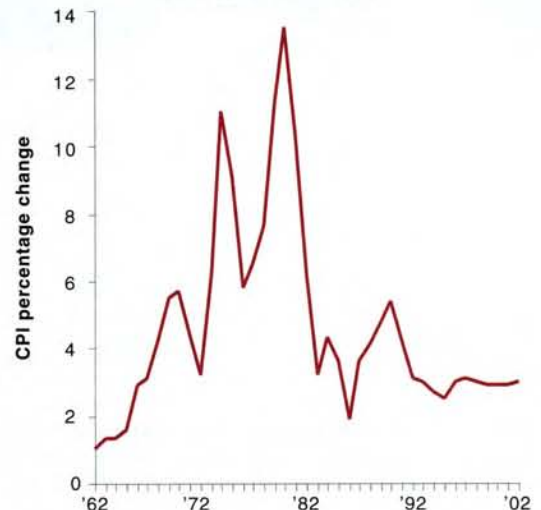
The President and Congress have agreed in principle to balance the budget by 2002. However, the two sides did not enact a balanced budget law. CBO's figures cited herein do *not* assume enactment of a balanced budget law. OMB, on the other hand, projects lower federal outlays and elimination of deficits in the outyears.

Figures in the tables on this page and p. 51, top left, are from the Congressional Budget Office and DoD; p. 51, top right, derived from CBO. Fiscal 1996–2002 figures are projections.

Inflation Rates

| FY | % change | FY | % change |
|------|----------|------|----------|
| 1962 | 1.0 | 1983 | 3.2 |
| 1963 | 1.3 | 1984 | 4.3 |
| 1964 | 1.3 | 1985 | 3.6 |
| 1965 | 1.6 | 1986 | 1.9 |
| 1966 | 2.9 | 1987 | 3.6 |
| 1967 | 3.1 | 1988 | 4.1 |
| 1968 | 4.2 | 1989 | 4.8 |
| 1969 | 5.5 | 1990 | 5.4 |
| 1970 | 5.7 | 1991 | 4.2 |
| 1971 | 4.4 | 1992 | 3.1 |
| 1972 | 3.2 | 1993 | 3.0 |
| 1973 | 6.2 | 1994 | 2.7 |
| 1974 | 11.0 | 1995 | 2.5 |
| 1975 | 9.1 | 1996 | 3.0 |
| 1976 | 5.8 | 1997 | 3.1 |
| 1977 | 6.5 | 1998 | 3.0 |
| 1978 | 7.6 | 1999 | 2.9 |
| 1979 | 11.3 | 2000 | 2.9 |
| 1980 | 13.5 | 2001 | 2.9 |
| 1981 | 10.3 | 2002 | 3.0 |
| 1982 | 6.2 | | |

CPI=Consumer Price Index



Federal Budget Categories

(Current \$ billions)

| Year | Outlays | Deficit | Entitlements | Defense |
|------|---------|---------|--------------|---------|
| 1962 | \$106.8 | \$5.9 | \$32.3 | \$52.6 |
| 1963 | 111.3 | 4.0 | 33.6 | 53.7 |
| 1964 | 118.5 | 6.5 | 35.7 | 55.0 |
| 1965 | 118.2 | 1.6 | 36.1 | 51.0 |
| 1966 | 134.5 | 3.1 | 39.9 | 59.0 |
| 1967 | 157.5 | 12.6 | 47.4 | 72.0 |
| 1968 | 178.1 | 27.7 | 56.1 | 82.2 |
| 1969 | 183.6 | 0.5 | 61.2 | 82.7 |
| 1970 | 195.6 | 8.7 | 68.7 | 81.9 |
| 1971 | 210.2 | 26.1 | 82.7 | 79.0 |
| 1972 | 230.7 | 26.4 | 96.8 | 79.3 |
| 1973 | 245.7 | 15.4 | 112.2 | 77.1 |
| 1974 | 269.4 | 8.0 | 127.1 | 80.7 |
| 1975 | 332.3 | 55.3 | 164.4 | 87.6 |
| 1976 | 371.8 | 70.5 | 189.7 | 89.9 |
| 1977 | 409.2 | 49.8 | 206.6 | 97.5 |
| 1978 | 458.7 | 54.9 | 228.4 | 104.6 |
| 1979 | 503.5 | 38.2 | 248.2 | 116.8 |
| 1980 | 590.9 | 72.7 | 291.5 | 134.6 |
| 1981 | 678.2 | 74.0 | 340.6 | 158.0 |
| 1982 | 745.8 | 120.1 | 372.7 | 185.9 |
| 1983 | 808.4 | 208.0 | 411.6 | 209.9 |
| 1984 | 851.8 | 185.7 | 406.3 | 228.0 |
| 1985 | 946.4 | 221.7 | 450.0 | 253.1 |
| 1986 | 990.3 | 238.0 | 459.7 | 273.8 |
| 1987 | 1,003.9 | 169.3 | 470.2 | 282.5 |
| 1988 | 1,064.1 | 194.0 | 494.2 | 290.9 |
| 1989 | 1,143.2 | 205.2 | 526.2 | 304.0 |
| 1990 | 1,252.7 | 278.0 | 567.4 | 300.1 |
| 1991 | 1,323.8 | 321.7 | 634.2 | 319.7 |
| 1992 | 1,380.9 | 340.5 | 711.7 | 302.6 |
| 1993 | 1,408.2 | 300.0 | 762.1 | 292.4 |
| 1994 | 1,461.0 | 259.0 | 789.0 | 282.4 |
| 1995 | 1,531.0 | 244.0 | 845.0 | 272.1 |
| 1996 | 1,595.0 | 236.0 | 881.0 | 265.6 |
| 1997 | 1,668.0 | 251.0 | 945.0 | 258.7 |
| 1998 | 1,736.0 | 256.0 | 1,007.0 | 254.8 |
| 1999 | 1,820.0 | 273.0 | 1,075.0 | 256.5 |
| 2000 | 1,907.0 | 289.0 | 1,147.0 | 262.9 |
| 2001 | 1,994.0 | 299.0 | 1,215.0 | 266.0 |
| 2002 | 2,100.0 | 323.0 | 1,297.0 | 275.5 |

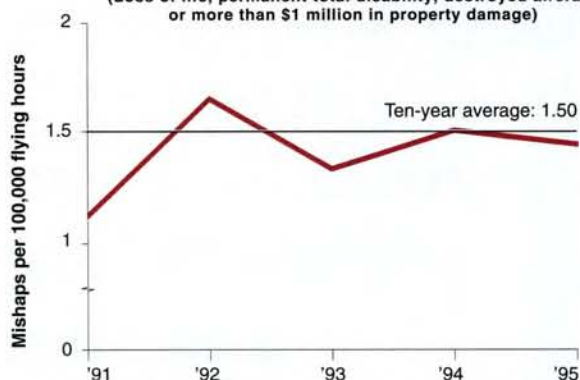
Federal Budget Categories

(Constant Fiscal 1997 \$ billions)

| Year | Outlays | Deficit | Entitlements | Defense |
|------|---------|---------|--------------|---------|
| 1962 | \$572.5 | \$31.6 | \$173.1 | \$218.9 |
| 1963 | 588.9 | 21.2 | 177.8 | 284.1 |
| 1964 | 619.0 | 34.0 | 186.5 | 287.3 |
| 1965 | 607.7 | 8.2 | 185.6 | 262.2 |
| 1966 | 672.0 | 15.5 | 199.3 | 294.8 |
| 1967 | 763.2 | 61.1 | 229.7 | 348.9 |
| 1968 | 826.7 | 128.6 | 260.4 | 381.6 |
| 1969 | 807.8 | 2.2 | 269.3 | 363.9 |
| 1970 | 814.2 | 36.2 | 286.0 | 340.9 |
| 1971 | 838.1 | 104.1 | 329.7 | 315.0 |
| 1972 | 891.3 | 102.0 | 374.0 | 306.4 |
| 1973 | 893.8 | 56.0 | 408.2 | 280.5 |
| 1974 | 882.9 | 26.2 | 416.6 | 264.5 |
| 1975 | 998.2 | 166.1 | 493.9 | 263.2 |
| 1976 | 1,055.7 | 200.2 | 538.6 | 255.3 |
| 1977 | 1,090.9 | 132.8 | 550.8 | 259.9 |
| 1978 | 1,136.5 | 136.0 | 565.9 | 259.2 |
| 1979 | 1,120.9 | 85.0 | 552.5 | 260.0 |
| 1980 | 1,159.0 | 142.6 | 571.7 | 264.0 |
| 1981 | 1,206.0 | 131.6 | 605.7 | 281.0 |
| 1982 | 1,248.8 | 201.1 | 624.1 | 311.3 |
| 1983 | 1,311.6 | 337.5 | 667.8 | 340.6 |
| 1984 | 1,325.1 | 288.9 | 632.0 | 354.7 |
| 1985 | 1,421.1 | 332.9 | 675.7 | 380.0 |
| 1986 | 1,459.3 | 350.7 | 677.4 | 403.5 |
| 1987 | 1,427.9 | 240.8 | 668.8 | 401.8 |
| 1988 | 1,453.9 | 265.1 | 675.2 | 397.5 |
| 1989 | 1,490.4 | 267.5 | 686.0 | 396.3 |
| 1990 | 1,549.5 | 343.9 | 701.8 | 371.2 |
| 1991 | 1,571.5 | 381.9 | 752.9 | 379.5 |
| 1992 | 1,590.0 | 392.1 | 819.5 | 348.4 |
| 1993 | 1,574.2 | 335.4 | 851.9 | 326.9 |
| 1994 | 1,590.3 | 281.9 | 858.8 | 307.4 |
| 1995 | 1,625.8 | 259.1 | 897.3 | 289.0 |
| 1996 | 1,644.4 | 243.3 | 908.3 | 273.8 |
| 1997 | 1,668.0 | 251.0 | 945.0 | 258.7 |
| 1998 | 1,685.4 | 248.5 | 977.7 | 247.4 |
| 1999 | 1,717.2 | 257.6 | 1,014.3 | 242.0 |
| 2000 | 1,748.6 | 265.0 | 1,051.7 | 241.1 |
| 2001 | 1,776.8 | 266.4 | 1,082.7 | 237.0 |
| 2002 | 1,816.8 | 279.4 | 1,122.1 | 238.3 |

Class A Mishaps

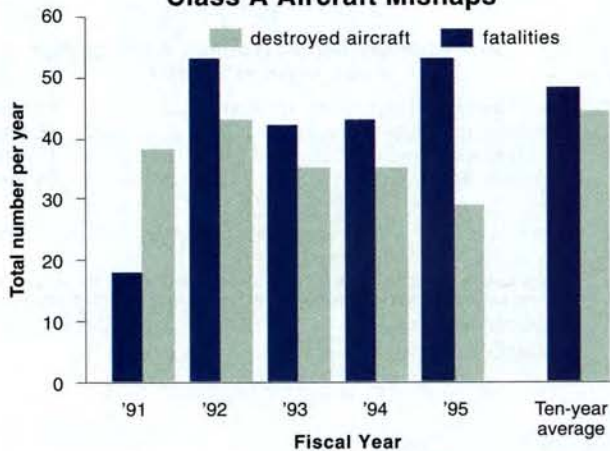
(Loss of life, permanent total disability, destroyed aircraft, or more than \$1 million in property damage)



Data provided by USAF

Fiscal Year

Class A Aircraft Mishaps



The Civilian Force

(As of September 30, 1995)

General Schedule/Other

| Grade | Force |
|------------------|----------------|
| 1 | 203 |
| 2 | 277 |
| 3 | 1,463 |
| 4 | 5,848 |
| 5 | 13,111 |
| 6 | 7,528 |
| 7 | 9,809 |
| 8 | 1,491 |
| 9 | 13,529 |
| 10 | 920 |
| 11 | 16,615 |
| 12 | 20,400 |
| 13 | 10,113 |
| 14 | 3,489 |
| 15 | 1,233 |
| 16 | 0 |
| 17 | 0 |
| 18 | 0 |
| ST ^a | 27 |
| SES ^b | 153 |
| Total | 106,209 |

Wage Grade Positions

| Grade | Force |
|--------------|---------------|
| 1 | 75 |
| 2 | 619 |
| 3 | 447 |
| 4 | 233 |
| 5 | 1,747 |
| 6 | 1,326 |
| 7 | 2,299 |
| 8 | 4,752 |
| 9 | 4,387 |
| 10 | 15,454 |
| 11 | 4,168 |
| 12 | 1,915 |
| 13 | 259 |
| 14 | 116 |
| 15 | 1 |
| Total | 37,798 |

Wage Grade Leader Positions

| Grade | Force |
|--------------|--------------|
| 1 | 0 |
| 2 | 9 |
| 3 | 2 |
| 4 | 4 |
| 5 | 30 |
| 6 | 36 |
| 7 | 59 |
| 8 | 112 |
| 9 | 283 |
| 10 | 740 |
| 11 | 122 |
| 12 | 49 |
| 13 | 2 |
| 14 | 0 |
| 15 | 0 |
| Total | 1,448 |

Wage Grade Supervisory Positions

| Grade | Force |
|--------------|--------------|
| 1 | 16 |
| 2 | 37 |
| 3 | 34 |
| 4 | 71 |
| 5 | 109 |
| 6 | 202 |
| 7 | 278 |
| 8 | 327 |
| 9 | 1,008 |
| 10 | 1,241 |
| 11 | 498 |
| 12 | 291 |
| 13 | 171 |
| 14 | 206 |
| 15 | 132 |
| 16 | 86 |
| 17 | 41 |
| 18 | 11 |
| Total | 4,759 |

Air Force Civilian Personnel: Average Age and Length of Service

| | |
|-------------------------------------|-----------------|
| Average length of service (overall) | 16 years |
| General schedule | 16 years |
| Federal wage system | 17 years |
| Average age | 45 years |

Wage grades apply to full-time employees. Table does not include ANG technicians, local national employees, or nonappropriated-fund employees.

^aScientific and Technical

^bSenior Executive Service

Aircraft per Active-Duty USAF Squadron

(As of September 30, 1995)

| Aircraft Type | Number |
|---------------|--------------------------|
| A/OA-10 | 18 |
| B-1B | 11, 12, 16, or 17 |
| B-52 | 10, 12-14, 16, or 19 |
| C-5 | 16 |
| C-9A | 3-11 |
| C-17 | 12 |
| C-130 | 8, 10, 12, 13, 14, or 16 |
| AC-130 | 7 or 10 |
| EC-130H | 5 |
| HC-130P/N | 4-10 |
| MC-130 | 4-12 |
| MH-53J | 5 or 22 |
| MH-60G | 8 |
| KC-10A | 9 or 10 |
| KC-135 | 8-12 |
| C-141B | 16 |
| E-3 | 2 or 7 |
| F-4 | 11 |
| F-4G | 24 |
| F-15 | 18 |
| F-15E | 18 or 24 |
| F-16 | 18 or 24 |
| F-111 | 18 |
| EF-111A | 24 |
| F-117A | 18 |
| HH-60G | 4, 5, or 8 |

For some types of aircraft, squadrons vary in size, as shown here. HC-130s, MC-130s, WC-130s, T-39s, and T-38s are counted as Total Unit Equipment, not by squadrons.

USAF Total Force

| | FY '90 | FY '91 | FY '92 | FY '93 | FY '94 | FY '95 | FY '96 |
|--------------------------------------|----------------|----------------|----------------|----------------|----------------|----------------|----------------|
| Air Force active duty | | | | | | | |
| Officers | 100,000 | 96,600 | 90,400 | 84,073 | 81,003 | 78,444 | 75,928 |
| Enlisted | 430,800 | 409,400 | 375,700 | 356,126 | 341,317 | 317,938 | 308,272 |
| Cadets | 4,433 | 4,431 | 4,215 | 4,152 | 4,007 | 4,027 | 4,000 |
| Total, Air Force military | 535,233 | 510,431 | 470,315 | 444,351 | 426,327 | 400,409 | 388,200 |
| Career reenlistments (second term) | 44,600 | 41,500 | 49,100 | 38,300 | 41,000 | 37,200 | 35,300 |
| Rate | 82% | 87% | 88% | 90% | 89% | 88% | 90% |
| First-term reenlistments | 23,600 | 22,500 | 21,000 | 17,600 | 13,100 | 13,500 | 11,800 |
| Rate | 51% | 59% | 59% | 61% | 60% | 65% | 60% |
| Civilian personnel | | | | | | | |
| Direct hire (excluding technicians) | 204,129 | 188,259 | 170,549 | 158,631 | 155,385 | 146,180 | 143,864 |
| Technicians: AFRES | 9,596 | 9,527 | 10,467 | 9,827 | 9,398 | 9,432 | 9,802 |
| ANG | 24,119 | 24,703 | 24,741 | 24,958 | 24,063 | 24,174 | 22,881 |
| Indirect hire—foreign nationals | 11,031 | 10,172 | 8,652 | 8,246 | 7,643 | 6,643 | 6,810 |
| Total civilian personnel | 248,875 | 232,661 | 214,409 | 201,662 | 196,489 | 186,429 | 183,357 |
| Total military and civilian | 784,108 | 743,092 | 684,724 | 646,013 | 622,816 | 586,838 | 571,557 |
| Guard and Reserve | | | | | | | |
| Air National Guard, Selected Reserve | 117,786 | 117,786 | 119,083 | 117,162 | 113,587 | 109,826 | 112,707 |
| Air Force Reserve, paid | 83,814 | 84,539 | 83,396 | 80,562 | 79,621 | 78,706 | 76,138 |
| Air Force Reserve, nonpaid | 68,714 | 75,002 | 74,330 | 111,509 | 98,848 | 99,000 | 71,910 |
| Total Ready Reserve | 270,314 | 277,327 | 276,809 | 309,233 | 292,056 | 287,532 | 260,755 |
| Standby | 15,369 | 14,234 | 16,000 | 13,042 | 9,926 | 14,435 | 14,000 |
| Total Guard and Reserve | 285,683 | 291,561 | 292,809 | 322,275 | 301,982 | 301,967 | 274,755 |

Numbers are rounded and may not sum to totals. FYs 1989–95 are actual figures; FY 1996 is an estimate.

Total Number of USAF Aircraft in Service and Flying Hours

| | FY '89 | FY '90 | FY '91 | FY '92 | FY '93 | FY '94 | FY '95 |
|--|--------------|--------------|--------------|--------------|--------------|--------------|--------------|
| Type of aircraft | | | | | | | |
| Bomber | 412 | 366 | 290 | 248 | 225 | 178 | 183 |
| Tanker | 578 | 555 | 539 | 478 | 391 | 326 | 325 |
| Fighter/interceptor/attack | 2,896 | 2,798 | 2,497 | 2,000 | 1,848 | 1,781 | 1,750 |
| Reconnaissance/electronic warfare | 416 | 346 | 303 | 238 | 241 | 225 | 318 |
| Cargo/transport | 825 | 824 | 812 | 794 | 749 | 733 | 690 |
| Search & rescue (fixed wing) | 35 | 36 | 32 | 56 | 84 | 34 | 12 |
| Helicopter (includes rescue) | 205 | 212 | 213 | 206 | 203 | 189 | 123 |
| Trainer | 1,540 | 1,535 | 1,415 | 1,313 | 1,150 | 1,188 | 1,205 |
| Utility/observation/other | 140 | 141 | 88 | 89 | 95 | 107 | 104 |
| Total active duty | 7,047 | 6,813 | 6,189 | 5,422 | 4,986 | 4,761 | 4,710 |
| Air National Guard | 1,735 | 1,719 | 1,793 | 1,694 | 1,653 | 1,586 | 1,461 |
| Air Force Reserve | 497 | 500 | 528 | 524 | 543 | 468 | 462 |
| Total active duty, ANG, and AFRES | 9,279 | 9,032 | 8,510 | 7,640 | 7,182 | 6,815 | 6,633 |
| Total aircraft, including foreign-government-owned | 9,355 | 9,130 | 8,603 | 7,733 | 7,276 | 7,028 | 6,725 |
| Flying hours (in thousands) | | | | | | | |
| USAF active duty | 2,830 | 2,760 | 2,551 | 2,195 | 1,993 | 1,750 | 1,709 |
| Air National Guard | 427 | 442 | 458 | 441 | 442 | 412 | 403 |
| Air Force Reserve | 155 | 164 | 157 | 154 | 149 | 155 | 141 |
| Total flying hours | 3,412 | 3,366 | 3,166 | 2,790 | 2,584 | 2,317 | 2,253 |

Aircraft Type, Total Active Inventory, and Primary Aircraft Authorized

(As of September 30, 1995)

Total active inventory (TAI): aircraft assigned to operating forces for mission, training, test, or maintenance. Includes primary, backup, attrition, and reconstitution reserve aircraft. **Primary aircraft authorized (PAA):** aircraft provided for the performance of the operational mission. The PAA form the basis for allocation of manpower, support equipment, and flying-hour funds. The operating command determines the PAA required to meet the assigned missions. PAA also include test and training requirements. In some cases, such as when delivery schedules are slipped, the total number of aircraft in operation might be less than the authorization.

| Type | TAI | PAA |
|----------------------------------|--------------|--------------|
| Bomber | | |
| B-1 | 84 | 52 |
| B-2 | 14 | 6 |
| B-52 | 85 | 67 |
| Total | 183 | 125 |
| Cargo/transport | | |
| C-5 | 81 | 70 |
| C-9 | 23 | 22 |
| C-12 | 44 | 44 |
| C-17 | 23 | 19 |
| C-20 | 13 | 13 |
| C-21 | 78 | 77 |
| C-23 | 3 | 3 |
| C-27 | 10 | 9 |
| C-130 | 201 | 168 |
| C-135 | 7 | 6 |
| C-137 | 7 | 6 |
| C-141 | 183 | 154 |
| CT-43 | 2 | 2 |
| NC-130 | 4 | 3 |
| NC-141 | 2 | 2 |
| NT-39 | 2 | 2 |
| VC-25 | 2 | 2 |
| Total | 685 | 602 |
| Electronic warfare/combat | | |
| F-4G | 40 | 37 |
| EF-111 | 40 | 26 |
| Total | 80 | 63 |
| Fighter/attack | | |
| A-10 | 135 | 114 |
| OA-10 | 96 | 81 |
| F-15 | 627 | 549 |
| F-16 | 780 | 648 |
| F-111 | 102 | 76 |
| F-117 | 54 | 47 |
| YF-15 | 1 | 0 |
| YF-117 | 3 | 3 |
| Total | 1,798 | 1,518 |
| Helicopter | | |
| HH-1 | 14 | 12 |
| HH-60 | 43 | 30 |
| TH-53 | 6 | 4 |
| UH-1 | 66 | 46 |
| NCH-53 | 1 | 0 |
| Total | 130 | 92 |

| Type | TAI | PAA |
|--|--------------|--------------|
| Reconnaissance/battle management/C³I | | |
| E-3 | 33 | 29 |
| E-4 | 4 | 3 |
| EC-18 | 6 | 4 |
| EC-130 | 22 | 16 |
| EC-135 | 17 | 14 |
| EC-137 | 1 | 1 |
| OC-135 | 1 | 2 |
| RC-135 | 19 | 15 |
| WC-135 | 5 | 0 |
| U-2 | 32 | 29 |
| Total | 140 | 113 |
| Special Operations Forces | | |
| AC-130 | 21 | 19 |
| HC-130 | 28 | 25 |
| MC-130 | 38 | 33 |
| MH-53 | 40 | 33 |
| MH-60 | 13 | 11 |
| Total | 140 | 121 |
| Tanker | | |
| HC-130 | 3 | 3 |
| KC-10 | 59 | 54 |
| KC-135 | 263 | 241 |
| NKC-135 | 3 | 2 |
| Total | 328 | 300 |
| Trainer | | |
| T-1 | 123 | 49 |
| T-3 | 95 | 92 |
| AT-38 | 69 | 43 |
| T-37 | 461 | 292 |
| T-38 | 402 | 370 |
| T-39 | 1 | 1 |
| T-41 | 3 | 3 |
| T-43 | 10 | 10 |
| TC-18 | 2 | 0 |
| TC-135 | 2 | 2 |
| TG-3 | 4 | 2 |
| TG-4 | 11 | 10 |
| TG-7 | 9 | 9 |
| TG-9 | 4 | 4 |
| TG-11 | 2 | 0 |
| U-2RT/ST | 4 | 4 |
| Total | 1,202 | 891 |
| Other | | |
| OA-37 | 0 | 1 |
| UV-18 | 2 | 2 |
| Total | 2 | 3 |
| Total active-duty | 4,688 | 3,828 |

USAF Personnel by Geographic Area

(As of September 30, 1995)

| | |
|---|----------------|
| Total military personnel | 400,409 |
| US territory and special locations | 336,106 |
| Total in foreign countries | 64,303 |
| Western and southern Europe 34,927 | |
| Germany | 15,195 |
| UK | 9,983 |
| Turkey | 2,772 |
| Italy | 3,984 |
| Spain | 217 |
| All other countries | 2,776 |
| East Asia and Pacific 26,132 | |
| Japan/Okinawa | 14,962 |
| South Korea | 8,661 |
| Guam | 2,142 |
| All other countries | 367 |
| Africa, Near East, south Asia 348 | |
| Saudi Arabia | 185 |
| Egypt | 54 |
| All other countries | 109 |
| Western hemisphere 2,290 | |
| Panama | 2,096 |
| Canada | 91 |
| All other countries | 103 |
| Other areas 606 | |

The Air National Guard Fleet

(As of September 30, 1995)

| | Age in Years | | | | | | | | | | Total number |
|----------------------------|--------------|------------|------------|------------|------------|------------|-----------|----------|------------|-------------|--------------|
| | 0-3 | 3-6 | 6-9 | 9-12 | 12-15 | 15-18 | 18-21 | 21-24 | 24+ | Average | |
| A-10 | — | — | — | 1 | 41 | 62 | — | — | — | 14.8 | 104 |
| B-1 | — | — | 11 | — | — | — | — | — | — | 8.3 | 11 |
| C-5 | — | — | — | — | — | — | — | 3 | 10 | 24.4 | 13 |
| C-12 | — | — | 4 | — | — | — | — | — | — | 7.7 | 4 |
| C-21 | — | — | 4 | — | — | — | — | — | — | 8.0 | 4 |
| C-22 | — | — | — | 3 | — | — | — | — | — | 10.7 | 3 |
| C-26 | 15 | 18 | 7 | — | — | — | — | — | — | 3.4 | 40 |
| C-130 | 30 | 38 | 17 | 26 | 13 | 16 | — | — | 85 | 16.5 | 225 |
| KC-135 | — | — | — | — | — | — | — | — | 224 | 35.4 | 224 |
| C-141 | — | — | — | — | — | — | — | — | 16 | 29.2 | 16 |
| HH-60 | 7 | — | 11 | — | — | — | — | — | — | 4.8 | 18 |
| F-4 | — | — | — | — | — | — | — | — | 34 | 26.0 | 34 |
| F-15 | — | — | — | — | 1 | 74 | 44 | — | — | 17.6 | 119 |
| F-16 | 19 | 81 | 246 | 167 | 122 | 19 | — | — | — | 9.0 | 654 |
| T-43 | — | — | — | — | — | — | — | 2 | — | 21.3 | 2 |
| Total | 71 | 137 | 300 | 197 | 177 | 171 | 44 | 5 | 369 | 15.9 | 1,471 |
| Percent^a | 5 | 9 | 20 | 13 | 12 | 12 | 3 | 0 | 25 | | |

^aPercentages have been rounded.

The Air Force Reserve Fleet

(As of September 30, 1995)

| | Age in Years | | | | | | | | | | Total number |
|----------------------------|--------------|-----------|-----------|-----------|-----------|-----------|----------|----------|------------|-------------|--------------|
| | 0-3 | 3-6 | 6-9 | 9-12 | 12-15 | 15-18 | 18-21 | 21-24 | 24+ | Average | |
| B-52H | — | — | — | — | — | — | — | — | 9 | 34.3 | 9 |
| A/OA-10 | — | — | — | — | 2 | 42 | — | — | — | 16.0 | 44 |
| C-130E | — | — | — | — | — | — | — | — | 36 | 32.1 | 36 |
| C-130H | 22 | 12 | 24 | 10 | 6 | — | — | — | 1 | 6.9 | 75 |
| HC-130N | — | — | — | — | — | — | — | — | 6 | 26.0 | 6 |
| HC-130P | — | — | — | — | — | — | — | — | 8 | 30.5 | 8 |
| WC-130H | — | — | — | — | — | — | — | — | 10 | 30.2 | 10 |
| C-141B | — | — | — | — | — | — | — | — | 41 | 29.6 | 41 |
| KC-135E | — | — | — | — | — | — | — | — | 30 | 36.9 | 30 |
| KC-135R | — | — | — | — | — | — | — | — | 32 | 34.6 | 32 |
| F-16A/B/C/D | — | — | 55 | 41 | 18 | — | — | — | — | 10.0 | 114 |
| C-5A | — | — | — | — | — | — | — | — | 32 | 26.7 | 32 |
| HH-60G | — | 25 | — | — | — | — | — | — | — | 5.4 | 25 |
| Total | 22 | 37 | 79 | 51 | 26 | 42 | 0 | 0 | 205 | 19.3 | 462 |
| Percent^a | 5 | 8 | 17 | 11 | 6 | 9 | — | — | 44 | | |

^aPercentages have been rounded.

Chart does not include five MC-130E aircraft assigned to the 711th SOS, Duke Field, Fla., as of December 31, 1995.

Air Defense Unit Fin Flashes

| Description | Aircraft | Unit and Location |
|--|----------|---|
| Air National Guard Units | | |
| Minuteman over Massachusetts | F-15A/B | 102d FW, Otis ANGB, Mass. |
| Red stripe with "Happy Hooligans" logo | F-16A/B | 119th FW, Hector IAP, N. D. |
| Dark gray bison's skull against prairie/mountain profile | F-16A/B | 120th FW, Great Falls IAP, Mont. |
| Subdued hawk with banner in talons | F-15A/B | 123d FS (142d FW), Portland IAP, Ore. |
| Gray lightning bolt | F-15A/B | 125th FW, Jacksonville IAP, Fla. |
| Black falcon with talons extended and "California" logo | F-16A/B | 144th FW, Fresno Air Terminal, Calif. |
| Texas star on subdued jagged stripes with "Houston" logo | F-16A/B | 147th FW, Ellington Field, Tex. |
| Stars of Little Dipper constellation and "Duluth" logo | F-16A/B | 148th FW, Duluth IAP, Minn. |
| Black falcon with "Vermont" on subdued stripe | F-16A/B | 158th FW, Burlington IAP, Vt. |
| Stylized "Jersey Devil" and "New Jersey" logo | F-16A/B | 177th FW, Atlantic City Airport, N. J. |
| Air Defense Training Units (ANG) | | |
| Subdued eagle and "Oregon" logo | F-16A/B | 114th FS (142d FW), Klamath Falls IAP, Ore. |
| Starburst state flag and "Arizona" logo | F-16A/B | 162d FW, Tucson IAP, Ariz. |

USAF Flying Squadrons by Mission Type

| | FY '91 | FY '92 | FY '93 | FY '94 | FY '95 | FY '96 1st quarter |
|--------------------------------|------------|------------|------------|------------|------------|-----------------------|
| Active forces | | | | | | |
| Heavy bomber | 18 | 17 | 15 | 12 | 10 | 10 |
| Air refueling | 35 | 32 | 31 | 25 | 24 | 23 |
| Strategic command & control | 6 | 6 | 2 | — | 1 | 1 |
| Intelligence | 3 | 3 | 3 | — | — | — |
| Fighter | 70 | 61 | 61 | 53 | 54 | 54 |
| Reconnaissance | 1 | 0 | 0 | 0 | 4 | 4 |
| Electronic warfare | 2 | 3 | 3 | 4 | 3 | 3 |
| Special Operations Forces | 11 | 11 | 11 | 16 | 15 | 16 |
| Tactical air command & control | 3 | 9 | 9 | 5 | 5 | 5 |
| Tactical air control | 7 | 1 | 5 | 7 | 7 | 7 |
| Weather | 1 | 1 | 1 | — | — | 1 |
| Rescue | 7 | 8 | 8 | 6 | 6 | 7 |
| Theater airlift | 12 | 12 | 12 | 11 | 12 | 12 |
| Long-range airlift | 21 | 21 | 21 | 16 | 15 | 15 |
| Special mission | 2 | 2 | 2 | 2 | 2 | 2 |
| Aeromedical airlift | 3 | 3 | 3 | 3 | 3 | 3 |
| ICBM | 20 | 19 | 19 | 19 | 14 | 14 |
| Space operations | 6 | 8 | 8 | 6 | 9 | 10 |
| Space communications | 3 | 3 | 3 | 3 | 3 | 2 |
| Space warning | 7 | 7 | 7 | 10 | 11 | 9 |
| Space surveillance | 8 | 9 | 9 | 7 | 9 | 7 |
| Space launch | 2 | 3 | 3 | 5 | 5 | 5 |
| Range | 3 | 3 | 3 | 2 | 2 | 2 |
| Total | 251 | 242 | 239 | 212 | 214 | 212 |
| Reserve forces | | | | | | |
| ANG Selected Reserve | 92 | 91 | 92 | 93 | 99 | 99 |
| Air Force Reserve | 58 | 59 | 59 | 59 | 48 | 48 |
| Space operations | 0 | 0 | 1 | 1 | 1 | 1 |
| Total | 150 | 150 | 152 | 153 | 148 | 148 |
| Grand total | 401 | 392 | 391 | 365 | 362 | 360 |

The Active-Duty Fleet

(As of September 30, 1995)

Age in Years

| | 0-3 | 3-6 | 6-9 | 9-12 | 12-15 | 15-18 | 18-21 | 21-24 | 24+ | Average | Total number |
|----------------------------|------------|------------|------------|------------|------------|------------|------------|------------|--------------|-------------|--------------|
| A/OA-10 | — | — | — | 14 | 186 | 31 | — | — | — | 13.9 | 231 |
| B-1 | — | — | 67 | 17 | — | — | — | — | — | 8.3 | 84 |
| B-2 | 10 | 3 | 1 | — | — | — | — | — | — | 2.1 | 14 |
| B-52 | — | — | — | — | — | — | — | — | 85 | 33.8 | 85 |
| C-5 | — | — | 43 | 7 | — | — | — | 23 | 8 | 13.8 | 81 |
| C-9 | — | — | — | — | — | — | 3 | 9 | 11 | 24.5 | 23 |
| C-10 (KC-10) | — | 1 | 11 | 30 | 17 | — | — | — | — | 10.7 | 59 |
| C-12 | — | — | 2 | 15 | — | 1 | 26 | — | — | 16.0 | 44 |
| C-17 | 19 | 4 | — | — | — | — | — | — | — | 1.6 | 23 |
| C-18 ^a | 2 | — | — | — | 4 | — | — | — | — | 9.4 | 6 |
| C-20 | 1 | — | 9 | 2 | 1 | — | — | — | — | 8.6 | 13 |
| C-21 | — | — | — | 78 | — | — | — | — | — | 10.7 | 78 |
| C-23 | — | — | — | 3 | — | — | — | — | — | 10.9 | 3 |
| C-25 | — | 2 | — | — | — | — | — | — | — | 4.9 | 2 |
| C-27 | 4 | 6 | — | — | — | — | — | — | — | 3.3 | 10 |
| C-130 ^b | 16 | 17 | 13 | 7 | — | — | 50 | 24 | 190 | 23.3 | 317 |
| C-135 ^b | — | — | — | — | — | — | — | — | 317 | 33.7 | 317 |
| C-137 ^b | — | 1 | — | 2 | — | — | — | 1 | 4 | 23.5 | 8 |
| C-141 ^b | — | — | — | — | — | — | — | — | 185 | 29.0 | 185 |
| E-3 | — | — | — | 3 | 8 | 13 | 9 | — | — | 15.9 | 33 |
| E-4 | — | — | — | — | — | — | 2 | 2 | — | 21.3 | 4 |
| E-9 | — | 2 | — | — | — | — | — | — | — | 3.0 | 2 |
| F-4 ^b | — | — | — | — | — | — | — | — | 40 | 25.4 | 40 |
| F-15 | 36 | 119 | 120 | 102 | 140 | 105 | 5 | 1 | — | 10.0 | 628 |
| F-16 | 191 | 321 | 143 | 99 | 17 | 9 | — | — | — | 5.4 | 780 |
| F-111 | — | — | — | — | — | — | 12 | 64 | 66 | 24.3 | 142 |
| F-117 ^c | — | 57 | — | — | — | — | — | — | — | 4.4 | 57 |
| G-3 | 1 | 3 | — | — | — | — | — | — | — | 4.2 | 4 |
| G-4 | 1 | 1 | 1 | — | 3 | 5 | — | — | — | 12.5 | 11 |
| G-7 | — | — | 4 | 1 | 4 | — | — | — | — | 10.0 | 9 |
| G-9 | — | — | 4 | — | — | — | — | — | — | 8.6 | 4 |
| G-11 | 2 | — | — | — | — | — | — | — | — | 0.2 | 2 |
| H-1 | — | — | — | — | — | — | — | 14 | 66 | 24.3 | 80 |
| H-53 | — | 1 | 6 | — | — | — | 1 | 5 | 34 | 22.6 | 47 |
| H-60 | 5 | 29 | 12 | 2 | 8 | — | — | — | — | 6.4 | 56 |
| T-1A | 102 | 21 | — | — | — | — | — | — | — | 1.7 | 123 |
| T-3 | 95 | — | — | — | — | — | — | — | — | 0.7 | 95 |
| T-37 | — | — | — | — | — | — | — | — | 461 | 32.5 | 461 |
| T-38 | — | — | — | — | — | — | — | 12 | 459 | 28.0 | 471 |
| T-39 | — | — | — | — | — | — | — | — | 3 | 34.6 | 3 |
| T-41 | — | — | — | — | — | — | — | — | 3 | 25.5 | 3 |
| T-43 | — | — | — | — | — | — | — | 12 | — | 21.6 | 12 |
| U-2 | — | 1 | 10 | 13 | 7 | — | — | — | 5 | 12.3 | 36 |
| V-18 | — | — | — | — | — | — | 2 | — | — | 18.0 | 2 |
| Total | 485 | 589 | 446 | 395 | 395 | 164 | 110 | 167 | 1,937 | 17.8 | 4,688 |
| Percent^d | 10 | 13 | 10 | 8 | 8 | 3 | 2 | 4 | 41 | | |

^aIncludes EC-18

^bIncludes all types

^cIncludes YF-117

^dPercentages have been rounded.

USAF Aircraft Tail Markings (As of April 1, 1996)

| Code | Aircraft | Unit, Location, and Command | Code | Aircraft | Unit, Location, and Command |
|------|---|---|------|--|---|
| AK | F-16C/D, A/OA-10A F-15C/D/E, C-130H, C-12F, E-3B | 354th FW, Eielson AFB, Alaska (PACAF) 3d Wing, Elmendorf AFB, Alaska (PACAF) | MK | C-130H | 440th AW, General Mitchell IAP/ARS, Wis. (AFRES) |
| AL | F-16C/D | 187th FW, Dannelly Field, Ala. (ANG) | MM | UH-1N | 341st MW, Malmstrom AFB, Mont. (AFSPC) |
| AU | C-21A | 42d ABW, Maxwell AFB, Ala. (AETC) | MN | C-130E | 133d AW, Minneapolis-St. Paul IAP/ARS, Minn. (ANG) |
| AV | F-16C/D | 31st FW, Aviano AB, Italy (USAFE) | MO | KC-135R, F-15C/D/E, F-16C/D, B-1B | 366th Wing, Mountain Home AFB, Idaho (ACC) |
| AZ | F-16A/B/C/D | 162d FW, Tucson IAP, Ariz. (ANG) | MS | C-130E | 934th AW, Minneapolis-St. Paul IAP/ARS, Minn. (AFRES) |
| BB | U-2R/S, U-2RT/ST, T-38A | 9th RW, Beale AFB, Calif. (ACC) | MT | B-52H UH-1H | 5th BW, Minot AFB, N. D. (ACC) 91st MW, Minot AFB, N. D. (AFSPC) |
| BC | A/OA-10A | 110th FW, W. K. Kellogg Airport, Mich. (ANG) | MX | C-130H | 908th AW, Maxwell AFB, Ala. (AFRES) |
| BD | A/OA-10A, B-52H | 917th Wing, Barksdale AFB, La. (AFRES) | MY | F-16C/D, A/OA-10A, C-130E | 347th Wing, Moody AFB, Ga. (ACC) |
| CA | HH-60G, HC-130P | 129th Rescue Wing, Moffett Federal Airfield, Calif. (ANG) | NF | C-130H | 914th AW, Niagara Falls IAP/ARS, N. Y. (AFRES) |
| CB | T-37B, AT-38B, T-38A | 14th FTW, Columbus AFB, Miss. (AETC) | NM | F-16C/D | 150th FW, Kirtland AFB, N. M. (ANG) |
| CC | F-16C/D, F-111F, EF-111A | 27th FW, Cannon AFB, N. M. (ACC) | NO | F-16C/D | 926th FW, NAS JRB New Orleans, La. (AFRES) |
| CI | C-130E | 146th AW, Channel Islands ANGB, Calif. (ANG) | NY | F-16C/D | 174th Wing, Syracuse Hancock IAP, N. Y. (ANG) |
| CO | F-16C/D | 140th FW, Buckley ANGB, Colo. (ANG) | OF | C-135 (all variations except OC-135B), C-21A | 55th Wing, Offutt AFB, Neb. (ACC) |
| CR | C-130H | 302d AW, Peterson AFB, Colo. (AFRES) | OH | F-16C/D F-16C/D | 178th FW, Springfield-Beckley MAP, Ohio (ANG) 180th FW, Toledo Express Airport, Ohio (ANG) |
| CS | C-21A | 21st SPW, Peterson AFB, Colo. (AFSPC) | OK | F-16C/D E-3B/C, TC-18E C-130H | 138th FW, Tulsa IAP, Okla. (ANG) 552d ACW, Tinker AFB, Okla. (ACC) 137th AW, Will Rogers World Airport, Okla. (ANG) |
| CT | A-10A | 103d FW, Bradley IAP, Conn. (ANG) | OS | OA-10A, F16C/D, C-12F | 51st FW, Osan AB, South Korea (PACAF) |
| DB | C-130H | 94th AW, Dobbins ARB, Ga. (AFRES) | OT | Various | 53d Wing, Eglin AFB, Fla. (ACC) |
| DC | F-16C/D | 113th FW, Andrews AFB, Md. (ANG) | PA | OA-10A | 79th TEG, Cannon AFB, N. M. (ACC) 79th TEG, Eglin AFB, Fla. (ACC) |
| DE | C-130H | 166th AW, New Castle County Airport, Del. (ANG) | PD | HC-130P, HH-60G, C-130E | 111th FW, Willow Grove ARS, Pa. (ANG) 939th Rescue Wing, Portland IAP, Ore. (AFRES) |
| DM | A/OA-10A, EC-130E/H | 355th Wing, Davis-Monthan AFB, Ariz. (ACC) | PI | C-130H | 911th AW, Pittsburgh IAP/ARS, Pa. (AFRES) |
| DR | HH-60G | 939th Rescue Wing, Davis-Monthan AFB, Ariz. (AFRES) | PR | F-16C/D | 156th FW, Puerto Rico IAP, Puerto Rico (ANG) |
| DY | B-1B, C-130H | 7th Wing, Dyess AFB, Tex. (ACC) | PX | C-130H | 139th AW, Rosecrans Memorial Airport, Mo. (ANG) |
| ED | Various | 412th TW, Edwards AFB, Calif. (AFMC) | RA | T-3A T-1A, C-21A, T-37B, T-38A, AT-38B, T-43A | 12th FTW, Hondo MAP, Tex. (AETC) 12th FTW, Randolph AFB, Tex. (AETC) |
| EG | F-15C/D | 33d FW, Eglin AFB, Fla. (ACC) | RI | C-130E | 143d AW, Quonset State Airport, R. I. (ANG) |
| EL | B-1B | 28th BW, Ellsworth AFB, S. D. (ACC) | RS | C-130E | 86th AW, Ramstein AB, Germany (USAFE) |
| EN | T-37B, T-38A, AT-38B | 80th FTW, Sheppard AFB, Tex. (AETC) | SA | F-16A/B | 149th FW, Kelly AFB, Tex. (ANG) |
| ET | F-15A/B/C/D/E, F-16A/B/C/D, F-111F, EF-111, UH-1N, T-38A | 46th TW, Eglin AFB, Fla. (AFMC) | SI | F-16C/D | 183d FW, Capital MAP, Ill. (ANG) |
| FC | UH-1N | 336th TG, Fairchild AFB, Wash. (AETC) | SJ | F-15E | 4th FW, Seymour Johnson AFB, N. C. (ACC) |
| FE | UH-1N | 90th MW, F. E. Warren AFB, Wyo. (AFSPC) | SL | F-15A/B | 131st FW, Lambert-St. Louis IAP, Mo. (ANG) |
| FF | C-21A, F-15C/D HH-60G, HC-130N/P, C-130E | 1st FW, Langley AFB, Va. (ACC) 1st FW, Patrick AFB, Fla. (ACC) | SM | A-10A, EF-111A, F-111F, T-38A | Sacramento ALC, McClellan AFB, Calif. (AFMC) |
| FL | HC-130N, HH-60G, C-130 | 939th Rescue Wing, Patrick AFB, Fla. (AFRES) | SP | A/OA-10A, F-15C/D, F-16C/D | 52d FW, Spangdahlem AB, Germany (USAFE) |
| FM | F-16C/D | 482d FW, Homestead ARS, Fla. (AFRES) | SW | OA-10A, F-16C/D | 20th FW, Shaw AFB, S. C. (ACC) |
| FS | F-16C/D | 188th FW, Fort Smith MAP, Ark. (ANG) | TF | F-16C/D | 301st FW, NAS Forth Worth JRB Carswell Field, Tex. (AFRES) |
| FT | A-10A, C-130E, F-16C/D | 23d Wing, Pope AFB, N. C. (ACC) | TH | F-16C/D | 181st FW, Hulman Regional Airport, Ind. (ANG) |
| FW | F-16C/D | 122d FW, Fort Wayne IAP, Ind. (ANG) | TY | F-15C/D | 325th FW, Tyndall AFB, Fla. (AETC) |
| GA | B-1B | 116th BW, Robins AFB, Ga. (ANG) | VA | F-16C/D | 192d FW, Richmond IAP, Va. (ANG) |
| GF | C-130H | 165th AW, Savannah IAP, Ga. (ANG) | VN | T-37B, T-38A, T-1A | 71st FTW, Vance AFB, Okla. (AETC) |
| GH | HH-1H | 321st MG, Grand Forks AFB, N. D. (AFSPC) | VO | C-130H | 928th AW, O'Hare IAP/ARS, Ill. (AFRES) |
| HI | F-16C/D | 419th FW, Hill AFB, Utah (AFRES) | WA | Various | 57th Wing, Nellis AFB, Nev. (ACC) |
| HL | F-16C/D | 388th FW, Hill AFB, Utah (ACC) | WE | E-9A | 475th Weapons Evaluation Group, Tyndall AFB, Fla. (ACC) |
| HO | F-117A, T-38A, AT-38B, HH-60G, F-4E | 49th FW, Holloman AFB, N. M. (ACC) | WG | C-130E | 913th AW, Willow Grove ARS, Pa. (AFRES) |
| HT | AT-38B | Luftwaffe RTU, Holloman AFB, N. M. | WI | F-16C/D | 115th FW, Truax Field, Wis. (ANG) |
| HV | UH-1N | 46th TG, Holloman AFB, N. M. (AFMC) | WM | B-2A, T-38A | 509th BW, Whiteman AFB, Mo. (ACC) |
| HW | UH-1N | 30th SPW, Vandenberg AFB, Calif. (AFSPC) | WP | F-16C/D | 8th FW, Kunsan AB, South Korea (PACAF) |
| IX | C-21A, C-27A, CT-43A | 24th Wing, Howard AFB/Albrook AFS, Panama (ACC) | WV | C-130H | 167th AW, Eastern West Virginia Regional Airport/Shepherd Field, W. Va. (ANG) |
| IL | C-130E | 182d AW, Greater Peoria Airport, Ill. (ANG) | WY | C-130H | 153d AW, Cheyenne MAP, Wyo. (ANG) |
| IS | HH-60G | 85th Group, NAS Keflavik, Iceland (ACC) | XL | T-37B, T-1A, T-38A | 47th FTW, Laughlin AFB, Tex. (AETC) |
| JS | E-8A/B/C | Code is reserved for use on Joint STARS aircraft. | YJ | C-21A, C-130E/H, UH-1N | 374th AW, Yokota AB, Japan (PACAF) |
| JZ | F-15A/B | 159th FW, NAS JRB New Orleans, La. (ANG) | YO | C-130H | 910th AW, Youngstown/Warren Regional Airport/ARS, Ohio (AFRES) |
| KC | A/OA-10A | 442d FW, Whiteman AFB, Mo. (AFRES) | ZZ | F-15C/D, E-3B, KC-135R, HH-60G | 18th Wing, Kadena AB, Japan (PACAF) |
| KS | C-12F, C-21A | 81st TG, Keesler AFB, Miss. (AETC) | | | |
| KT | C-130E | 403d Wing, Keesler AFB, Miss. (AFRES) | | | |
| KY | C-130H | 123d AW, Louisville IAP, Ky. | | | |
| LA | B-52H | 2d BW, Barksdale AFB, La. (ACC) | | | |
| LB | T-37B, T-38A, T-1A | 64th FTW, Reese AFB, Tex. (AETC) | | | |
| LF | F-16A/B/C/D | 56th FW, Luke AFB, Ariz. (AETC) | | | |
| LK | C-130E/H | 314th AW, Little Rock AFB, Ark. (ACC) | | | |
| LN | F-15C/D/E | 48th FW, RAF Lakenheath, UK (USAFE) | | | |
| LR | F-16C/D | 944th FW, Luke AFB, Ariz. (AFRES) | | | |
| MA | A-10A | 104th FW, Barnes MAP, Mass. (ANG) | | | |
| MD | A-10A | 175th Wing, Baltimore, Md. (ANG) | | | |
| MI | F-16A/B | 127th Wing, Selfridge ANGB, Mich. (ANG) | | | |
| MJ | F-16C/D | 35th FW, Misawa AB, Japan (PACAF) | | | |

Sources: USAF; Maj. Wally Van Winkle, AFRES; and William R. Peake.